

Executive Summary Report

Generated for Quadco Management Solutions for March 2016



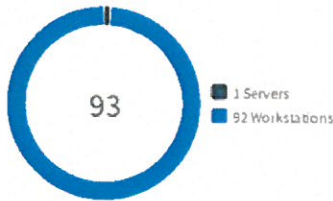
Health Score



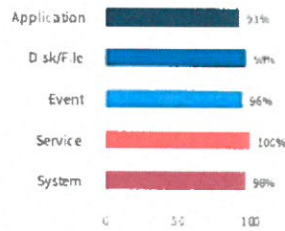
Proactive Monitoring	96.8%	Server Availability	99.3%	Failed Login Attempts	0%
Antivirus Coverage	85.1%	Patch Management Coverage	82.4%	Backup	100%
Protection	98.3%	Protection	69.1%	Web Protection Coverage	52.2%
	79.9%			Protection	4.3%
					10.5%

Managed Devices

Devices



Checks Passing



Alerts Resolved

3388

Protection Effectiveness

Antivirus

Devices with Antivirus	54
Frequency of up-to-date Devices	79.9%
Threats Quarantined/Resolved	354

Web Protection

Devices with Web Protection	4
Filtered requests blocked	775
Malicious requests blocked	554

Patch Management

Devices with Patch Management	89
Patches Detected	531
Patches Installed	307

Remote Access


Take Control Sessions	57
-----------------------	----

Backup

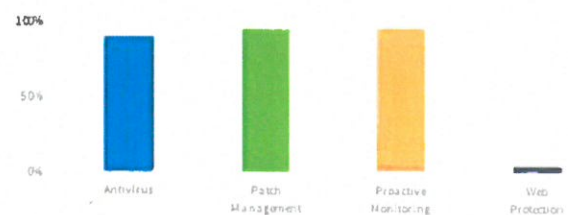
Devices with Backup	1
Data Backed Up (GB)	143
Successful Backups	15

Coverage

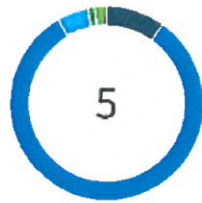
Servers



Workstations



Operating Systems



Top 5

Devices with Failing Checks

QUAD DT 02
 QUADCO DT-03
 QUADCO DT 01

Devices at Risk

2UA2430CXT
 MAINTENANCE
 WINDRIVERB PC
 WINDRIVER8-PC
 WINDRIVER6-PC

Allowed Website Categories

Streaming Media
 Computer and Internet Info
 Business and Economy
 Search Engines
 Web Advertisements

Terminology Explained

Health Score

A weighted aggregation of the systems health across various components. If a feature is not enabled, the health score will not be negatively impacted.

Alerts Resolution

The number of outages that occurred over the course of the month which were closed or cleared.

Checks Passing

The percentage of checks that have passed throughout the month. Checks are grouped into categories. For example, System category comprises of Failed login, Server performance monitoring, OS update, Package management, and Physical memory checks.

Frequency of Up-to-Date Devices

How often Antivirus checks have been up-to-date across Servers and Workstations throughout the entire month.

Filtered and Malicious Requests Blocked

The volume of unwanted web requests which have effectively been blocked based on selected filtering categories and the volume of blocked requests of a malicious nature.

Top 5 Devices at Risk

Devices which have the most common failures of Antivirus, Vulnerability, and Web Protection checks throughout the entire month.

Top 5 Allowed Web Categories

The most commonly accessed website categories throughout the entire month.

Quadco Properties Snapshot

Previous 120 Days

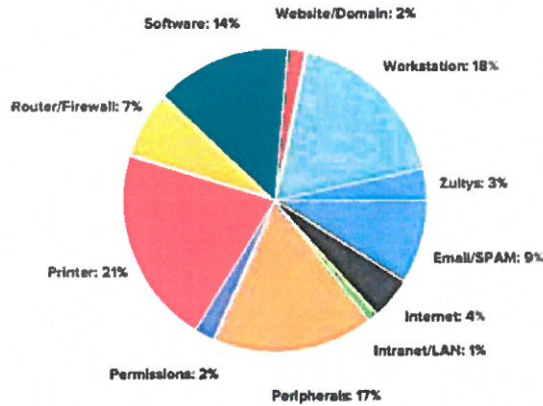


Created for: Continuity IT, LLC Created by: Adam Barge Created on: Apr 6, 2016

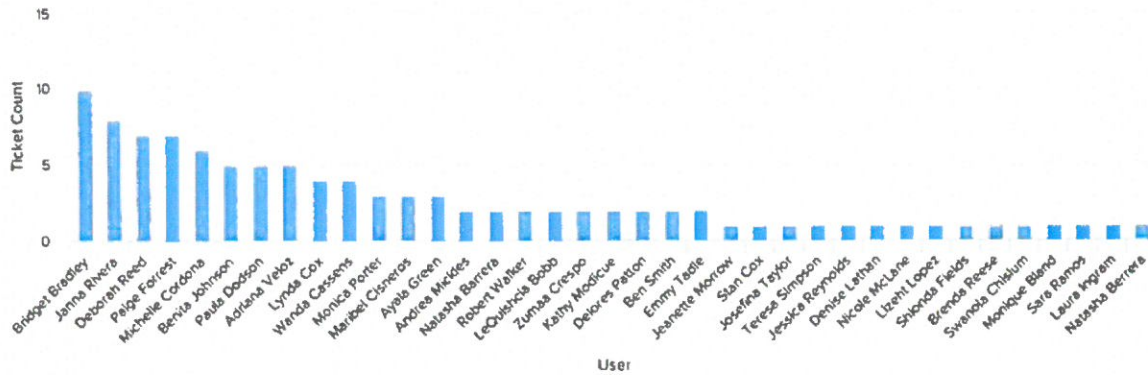
120 Quadco Properties - Tickets Closed

121.75 Quadco Properties - Hours Worked

Quadco Properties - Hours Worked by Sub-Type



Quadco Properties - Tickets Opened by User



Quadco Properties - Hours Worked by Property

